



**MUSEUM  
OF FINE ARTS  
ST. PETERSBURG**

**MY TRIP TO THE MFA**

# NOTE TO CAREGIVERS + CARE PARTNERS

This guide is intended to be read and followed before your visit to the Museum. In the following pages, you'll be shown the rooms and experiences visitors typically engage when they visit our institution. There will be sensory iconography to help quickly mark specific sensory challenges or instances you and your loved one(s) may encounter at the museum. If you have specific inquiries or needs to be met, please contact **info@mfastpete.org** before your visit.

Our museum is always quiet and low sensory, though we do offer a program called Sensory Saturdays where all our controllable sensory triggers are turned off, such as the music playing in the Conservatory. Sensory regulating items can be found with our Museum Experience team.

Even if you have a medically necessary bag, we do ask that backpacks are not worn on your back but are instead slung on one shoulder or across your front to ensure the safety of our artwork. The Conservatory is the only room where drinking or eating is allowed, and we ask that even when necessary, all food and drink breaks be moved to this room where we have tables, benches, and an outdoor area where you and your loved one can eat and drink.



255 Beach Dr NE  
St. Petersburg, FL 33701

PHONE  
(727) 896-2667

EMAIL  
[Info@mfastpete.org](mailto:Info@mfastpete.org)

## ACCESSIBILITY

The MFA offers complimentary wheelchairs, gallery stools, color correcting glasses, sensory friendly earphones and stim toys, as well as other accommodations to you and your loved one(s). The building has two ADA accessible ramps, one at each entrance, as well as one handicap accessible parking spot. If you have any questions of accessibility or accommodation, feel free to call or ask the front desk upon your visit.

## HOURS

### Tuesday-Wednesday

10:00 am-5:00 pm

### Thursday

10:00 am-8:00 pm

### Friday-Sunday

10:00 am-5:00 pm

### Monday

CLOSED

### Café Clementine

9:00 am-3:00 pm

Tuesday through Sunday

## PARKING

Museum self-parking is available in our south lot and along the east side of the building (on Bayshore Drive). The parking fee is \$10 for four hours. Visitors may enter the Museum at the Bayshore Drive or Beach Drive entrance. Meters take credit cards or you may use Parkmobile. You can also download the Parkmobileparking app for use at designated metered spaces within the City of St. Petersburg and some surface lots and parking garages. There are also multiple parking garages and surface parking lots within walking distance.

# LEGEND FOR SENSORY ICONOGRAPHY

Hearing



Seeing



Touching



Smelling



Crowds



Restrooms



**MUSEUM  
OF FINE ARTS  
ST. PETERSBURG**

**OUR BUSIEST DAYS  
ARE SATURDAYS  
AND SUNDAYS, WITH  
OUR QUIETEST DAYS  
BEING TUESDAYS  
AND WEDNESDAYS.**



# ENTERING THE MUSEUM



When we arrive, we enter a big open room called the **Conservatory**, where we can see security, front desks for our Museum Experience team, and a long counter for Café Clementine. There are also regular stall restrooms in the Conservatory, and we can ask a staff person for help if we need to find them.

We will see the Museum Experience team at the ticket desks, and either show them our pre-purchased tickets or buytickets from them. They will give us stickers to show that we are allowed inside the museum anytime, all day today. If we don't want to wear the sticker on our shirt, we can put it on our bagsor hat, or even have someone else in our group hold it. The sticker just lets security knowthat we are where we need to be.

The Museum Experience team will also give us a paper map. This map will help us find the artwork we are excited to see!

If we have bags or backpacks we don't want to carry, security will give us a ticket while they hold our things.



# SENSORY TOOLS & OTHER AIDS

The MFA has different sensory tools and aids that we can borrow during our visit if we need them. These include:

- **Wheelchairs**
- **Gallery Stools**
- **Colorblind Glasses**
- **Sensory-Friendly Earphones**
- **Stim Toys**

If we want to borrow one or more of these items, we can ask the Museum Experience staff at the front desk!



# SKETCHING & TAKING PHOTOS




As we explore the museum, we might be inspired to create our own art!

We are always allowed to sketch with paper and a pencil at the museum. We cannot draw with pens, markers, paint, or crayons, because these materials are too messy for the museum galleries. We can bring our own paper and pencils with us or we can ask the Museum Experience team at the front desk to borrow some. If we prefer to draw on our tablets or other digital tools, we can use what we brought.

We are also allowed to take photos at the museum. We can use a phone, tablet, or camera to take pictures, but we need to turn off the flash. The bright light of the flash can hurt the artwork, so we'll remember to turn it off.

Throughout the year, the MFA holds special artmaking events where art museum educators teach us to make different types of art. We can look at the museum's website to learn when these special events will be.



# THE MFA SHOP



As you walk in, you may notice a room across from the front desks. This is the **MFA Shop**. Enjoy shopping in our MFA shop, featuring books, jewelry, handmade artisan pieces, puzzles and games, children's gifts, and more! The store is a shared space for visitors filled with exciting and educational items that you may touch and look at before deciding to purchase them. There are also seats in the store so visitors can relax or take a moment to read some art-inspired books.





# CAFÉ CLEMENTINE

**Café Clementine** is open Tuesdays through Sundays from 10 am to 3 pm. The café has free water if we are thirsty, and plenty of tables to sit at outside or inside. The water is only around when they are open and is served in plastic cups that we can fill ourselves.

café  
CLEMENTINE

Café Clementine will smell very sweet, like the cookies and croissants they bake all day. If the smell is overwhelming, we can eat on the other side of the Conservatory or outside. We can eat our own meal here or get one from them, if we want. We don't have to eat with them to enjoy their tables though, so we can take a break at Café Clementine anytime we want.



MUSEUM  
OF FINE ARTS  
ST. PETERSBURG





**A LOT TO HEAR**



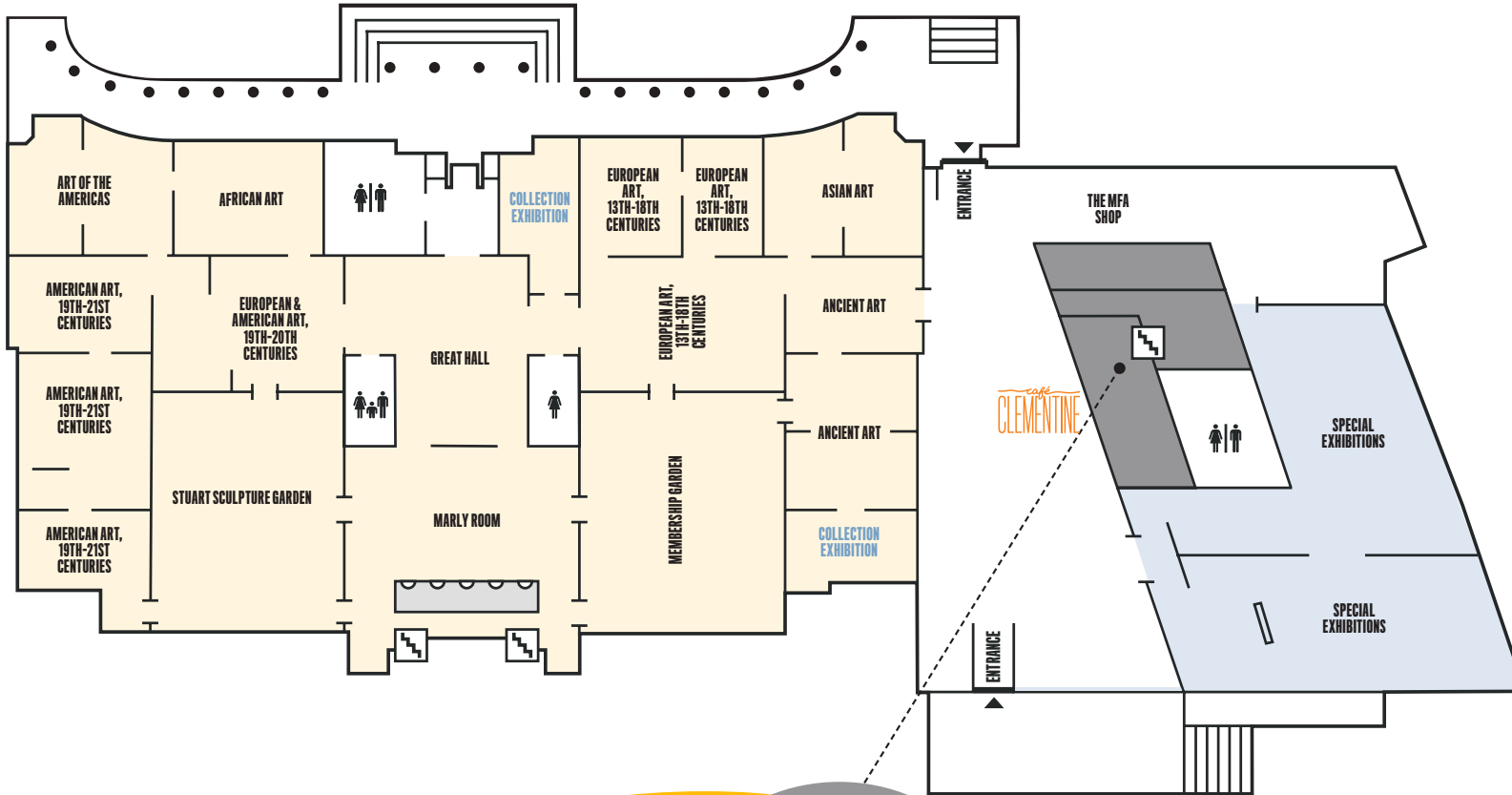
**A LOT TO SEE**



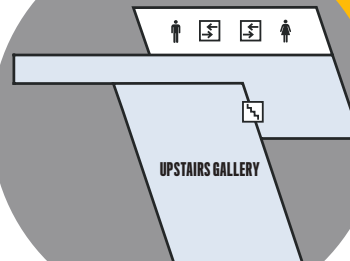
**A LOT TO TOUCH**



**COMMON SPACES**



**UPSTAIRS**



**MUSEUM  
OF FINE ARTS  
ST. PETERSBURG**



**RESTROOMS**

# DOCENTS AND STAFF



Some days, we will see people in the museum with name tags or yellow buttons. These people are called **Docents**, and their job is to answer questions about the artwork we are looking at. If the Docent has time, they will even give us a tour of the museum!

Docent-led public tours take place every Saturday and Sunday at 2:00 pm. Docents are also available in the galleries most weekend mornings and weekday afternoons. We can check with a member of the **Museum Experience** team to see if a Docent is available during our visit!

If a Docent isn't walking around today, we can ask the people from Museum Experience, or at the ticket desk, any questions we might have about directions or about the artwork.



# PREPARATORS IN THE GALLERIES

Sometimes, we'll see people at the museum who are hard at work with large carts, frames, delicate paintings, or power tools. These people help to hang up and take care of the artwork. We won't always see them at the museum, but when they're around we keep a good distance from them so they can do their jobs safely. These people work hard to keep the museum beautiful, so it's always good to be respectful of their space.

Sometimes their power tools are too loud. If the noise is bothering us, we can leave the room and come back when they're done with the artwork.






# BENCHES



This museum has a few **benches** in the biggest rooms, and if we see one, we can sit at any time. Sometimes all the paintings can be a lot to see at once, and it's nice to sit still and just look at one. This is also a comfortable spot to sit and draw, write, or read.



# THE MEMBERSHIP GARDEN, THE SCULPTURE GARDEN, AND THE BOMBAX TREE

The museum has four major outdoor areas, the two closest ones being their gardens. The **Stuart Membership Garden** has a few metal chairs and is quiet, with no sculptures or sound playing, and a few quiet slow fans on the ceiling. This area is great if I need to see less, hear less, and just be outside in the quiet for a little bit. If I have a lot of extra energy, too, this is the safest garden to run around or stretch in.

The other garden is called the **Sculpture Garden**. There we can see art and be in the quiet outside at the same time. We can't run around or touch anything in this garden, and there's fewer places to sit, but it can still be a nice break on busier days or if we need a break later in our visit.

If we want to sit outside and see the Pier or **Bombax tree**, we can leave and come back inside the museum at any time before they close. The terrace outside that sees the Pier is also where Café Clementine guests sit, so some days might have more people outside than others. We can touch the Bombax tree and its flowers or leaves, and even read about it to learn more of its history.



# THE GREAT HALL

In the **Great Hall**, we will see beautiful antique mirrors and tall ceilings. The artwork in this room changes every few months, so depending on the time of year, we might see paintings or sculptures. If we visit in December, we will see the museum's large Holiday Tree in the Great Hall!

In this area, we can find some regular stall restrooms as well as a private gender-neutral family restroom if we need it.



# THE AFRICAN GALLERY



In the **African Gallery**, we can find sculptures, special garments and clothing, as well as a video that plays on a large table-TV. This video does not stop and does not turn off regularly, but on Sensory Saturdays and upon request it can be turned off. If we want to see the African art but don't want to hear the video, we can ask a security guard or someone at the ticket desk to turn it off and they will.





# SPECIAL EXHIBITIONS AT THE MFA

In addition to the artwork that is always at the museum, the MFA also has **special exhibitions** that are usually on view. We can look at our paper map to see where these exhibitions are during our visit. These rooms change often, and it's exciting to get to see new artworks!



# ENDING OUR VISIT AT THE MFA

When it is time to leave the museum, we will go back to the Conservatory where we first entered. If we left any of our bags or belongings with the security team, we'll remember to pick them up before we leave.

Thanks for a great visit! We hope you come back to the MFA soon!

**MUSEUM  
OF FINE ARTS  
ST. PETERSBURG**

