







PARKING AND ENTRANCE GUIDE



PARKING

-  EMERGENCY DEPARTMENT
-  PATIENT & VISITOR
-  GATED BADGE ACCESS

ENTRANCE

-  EMERGENCY DEPARTMENT
-  PEDERSEN PATIENT TOWER
-  WOMEN'S & CHILDREN'S BUILDING
-  SORENSON TOWER UTAH VALLEY CLINIC
-  UTAH VALLEY OUTPATIENT CENTER
-  PHYSICIANS' PLAZA