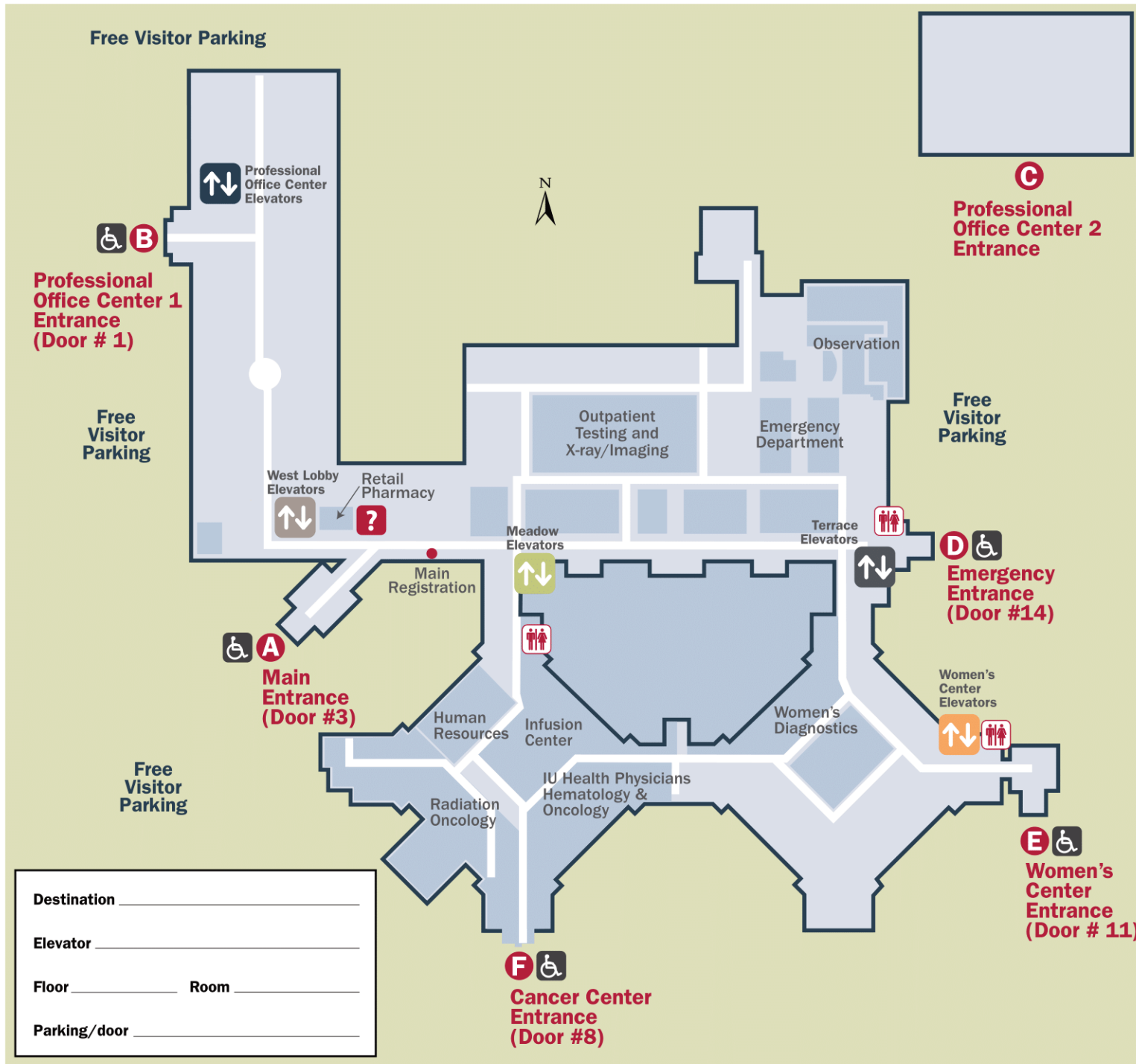













IU Health West Hospital First Floor



















- A Main Entrance (Door #3)**
1111 N. Ronald Reagan Parkway
Avon, IN 46123
- B Professional Office Center 1 Entrance (Door #1)**
1115 N. Ronald Reagan Parkway
Avon, IN 46123
- C Professional Office Center 2 Entrance**
1351 N. Ronald Reagan Parkway
Avon, IN 46123
- D Emergency Entrance (Door #14)**
1111 N. Ronald Reagan Parkway
Avon, IN 46123
- E Women's Center Entrance (Door #11)**
1111 N. Ronald Reagan Parkway
Avon, IN 46123
- F Cancer Center Entrance (Door #8)**
1111 N. Ronald Reagan Parkway
Avon, IN 46123

- Check-in
- Information Desk
- Restrooms
- Accessible to People with Disabilities
- Meadow Elevators
- Professional Office Center 1 Elevators
- Women's Center Elevators
- Terrace Elevators
- West Lobby Elevator












GENERAL LOCATIONS

LOCATION	NEAREST ELEVATOR	FLOOR
ATM	 West Lobby	1
Chapel	 Meadow	2
Credit Union	 West Lobby	1
Garden Café	 Meadow	G
Human Resources	 Meadow	1
Market Place	  Meadow/Terrace	G
Retail Pharmacy	 West Lobby	1
Surgery Waiting	 Meadow	2
Terrace Classroom	 West Lobby	G
Valet Parking	@ Main Entrance	1
Vending	 Meadow	G

OUTPATIENT AREAS

LOCATION	NEAREST ELEVATOR	FLOOR
Addiction Treatment & Recovery Center	 Professional Center	3
Cancer Center	 Meadow	1
Cardiac & Pulmonary Rehabilitation	 Professional Center	G
Cardiovascular Testing	 Meadow	1
Cath Lab	 Terrace	4A
Lab	 Meadow	1
Mammography/Women's Center	 Women's Center	1
Orthopedic Walk-In Center	 Professional Center	1
Orthopedics & Sports Medicine	 Professional Center	1
Pre-Admission Testing	 Professional Center	2
Pulmonary Function Testing	 Meadow	1
Registration	 Meadow	1
Rehabilitation Services	 Professional Center	G
Sleep Lab	 West Lobby	3
Surgery	 Meadow	2
Women's Center Registration	 Women's Center	1

PATIENT UNIT LOCATIONS

LOCATION	ROOM NUMBERS	NEAREST ELEVATOR	FLOOR
Acuity Adaptable	B4102 - 4172	 Meadow	4B
Adult Medical	B3102 - 3172 C3202 - 3270	  Meadow/Terrace	3B 3C
Adult Surgical	B2102 - 2172	 Meadow	2B
Emergency Department		 Terrace	1
ICU	A4402 - 4428	 Meadow	4A
Inpatient Dialysis		 Terrace	3A
Maternity Center/Postpartum	1 - 17	 Women's Center	2
Observation	A1441 - 1448	 Terrace	1
Pediatrics		 Women's Center	3
Special Care Nursery	1 - 10	 Women's Center	3